

1. Currently all Councils must consider a range of core services to deliver on purposes set by legislation. Some of these core services are listed below. Please rank each one in terms of how important you think it is to the community.

	Unimportant	Somewhat Unimportant	Neutral	Somewhat Important	Very Important	Response Count
• Public transport	1.8% (1)	3.6% (2)	7.3% (4)	32.7% (18)	54.5% (30)	55
• Rubbish collection and disposal	1.8% (1)	1.8% (1)	1.8% (1)	19.6% (11)	75.0% (42)	56
• Regulatory services such as dog control, parking and food safety in eateries	1.8% (1)	1.8% (1)	16.4% (9)	45.5% (25)	34.5% (19)	55
• Economic development	1.8% (1)	5.4% (3)	8.9% (5)	30.4% (17)	53.6% (30)	56
• Libraries	1.8% (1)	3.6% (2)	17.9% (10)	44.6% (25)	32.1% (18)	56
• Network infrastructure (roads, sewage, water, waste water, footpaths etc)	0.0% (0)	0.0% (0)	0.0% (0)	10.9% (6)	89.1% (49)	55
• Reserves	1.8% (1)	1.8% (1)	14.3% (8)	48.2% (27)	33.9% (19)	56
• Recreation facilities like parks and sport fields	3.6% (2)	0.0% (0)	9.1% (5)	43.6% (24)	43.6% (24)	55
• Other community infrastructure (such as halls and swimming pools)	3.6% (2)	8.9% (5)	8.9% (5)	44.6% (25)	33.9% (19)	56
• Building consents and town planning	0.0% (0)	3.6% (2)	3.6% (2)	46.4% (26)	46.4% (26)	56

answered question 56

skipped question 0

2. Who, if anyone, do you think should be delivering these services?

	By a local Council	By a regional Council	By central Government	By a Council Controlled Organisation	By contractors	This service should not be delivered	Other delivery method	Unsure / Undecided	Response Count
• Public transport	3.6% (2)	44.6% (25)	16.1% (9)	7.1% (4)	25.0% (14)	0.0% (0)	0.0% (0)	3.6% (2)	56
• Rubbish collection and disposal	44.4% (24)	13.0% (7)	0.0% (0)	7.4% (4)	33.3% (18)	0.0% (0)	0.0% (0)	1.9% (1)	54
• Regulatory services such as dog control, parking and food safety in eateries	51.9% (28)	24.1% (13)	3.7% (2)	9.3% (5)	9.3% (5)	0.0% (0)	1.9% (1)	0.0% (0)	54
• Economic development	18.2% (10)	34.5% (19)	14.5% (8)	14.5% (8)	10.9% (6)	7.3% (4)	0.0% (0)	0.0% (0)	55
• Libraries	43.6% (24)	32.7% (18)	7.3% (4)	9.1% (5)	5.5% (3)	0.0% (0)	0.0% (0)	1.8% (1)	55
• Network infrastructure (roads, sewage, water, waste water, footpaths etc)	34.5% (19)	45.5% (25)	10.9% (6)	0.0% (0)	9.1% (5)	0.0% (0)	0.0% (0)	0.0% (0)	55
• Reserves	34.5% (19)	47.3% (26)	3.6% (2)	7.3% (4)	5.5% (3)	0.0% (0)	0.0% (0)	1.8% (1)	55
• Recreation facilities like parks and sport fields	49.1% (27)	30.9% (17)	1.8% (1)	9.1% (5)	5.5% (3)	0.0% (0)	0.0% (0)	3.6% (2)	55
• Other community infrastructure (such as halls and swimming pools)	49.1% (27)	29.1% (16)	0.0% (0)	7.3% (4)	9.1% (5)	1.8% (1)	0.0% (0)	3.6% (2)	55

• Building consents and town planning	50.9% (28)	34.5% (19)	5.5% (3)	5.5% (3)	1.8% (1)	0.0% (0)	0.0% (0)	1.8% (1)	55	
									answered question	56
									skipped question	0

3. The following are a list of the potential benefits of local body change in the Wellington region. Please indicate how important you think it is, for each of these to be improved for our community?

	Unimportant to improve	Somewhat unimportant to improve	Neutral	Somewhat important to improve	Very important to improve	Unsure / Undecided	Response Count
More economies of scale/doing more for the same amount of money	0.0% (0)	2.0% (1)	7.8% (4)	21.6% (11)	68.6% (35)	0.0% (0)	51
Keeping my rate increases at a reasonable level	2.0% (1)	2.0% (1)	2.0% (1)	17.6% (9)	76.5% (39)	0.0% (0)	51
A chance to co-ordinate regional issues like major roads, water, waste disposal, environment and economic development	2.0% (1)	0.0% (0)	2.0% (1)	19.6% (10)	74.5% (38)	2.0% (1)	51
Consistent consenting and permitting processes across the region	0.0% (0)	2.0% (1)	5.9% (3)	23.5% (12)	68.6% (35)	0.0% (0)	51
Co-ordination of where growth and development will take place (spatial planning) across the area	2.0% (1)	0.0% (0)	13.7% (7)	23.5% (12)	58.8% (30)	2.0% (1)	51
A stronger single advocacy voice							

for greater Wellington with central government	2.0% (1)	9.8% (5)	11.8% (6)	29.4% (15)	45.1% (23)	2.0% (1)	51	
Better co-ordination will help the whole Wellington area to grow and Kapiti will benefit as part of this	5.9% (3)	3.9% (2)	13.7% (7)	21.6% (11)	54.9% (28)	0.0% (0)	51	
Ability to attract better quality staff	3.9% (2)	5.9% (3)	21.6% (11)	25.5% (13)	43.1% (22)	0.0% (0)	51	
More efficient management of debt across the region	2.0% (1)	3.9% (2)	9.8% (5)	23.5% (12)	54.9% (28)	5.9% (3)	51	
						Other (please specify)	4	
							answered question	51
							skipped question	5

4. The following are a list of the potential risks of local body change in the Wellington region. Please indicate how significant you think each risk is to our community if there is change.

	Insignificant risk	Somewhat insignificant risk	Neutral	Somewhat significant risk	Very significant risk	Unsure / Undecided	Response Count
• Kapiti would have less representation and therefore less voice on a larger regional body	9.8% (5)	11.8% (6)	5.9% (3)	37.3% (19)	35.3% (18)	0.0% (0)	51
• It could be harder to get local community projects such as recreation centres, swimming pools and halls	7.8% (4)	15.7% (8)	15.7% (8)	41.2% (21)	17.6% (9)	2.0% (1)	51
• It might all end up costing more	3.9% (2)	17.6% (9)	15.7% (8)	35.3% (18)	23.5% (12)	3.9% (2)	51
• Bigger is not necessarily better	8.0% (4)	14.0% (7)	34.0% (17)	18.0% (9)	26.0% (13)	0.0% (0)	50
• Kapiti could lose its unique identity	19.6% (10)	23.5% (12)	9.8% (5)	19.6% (10)	27.5% (14)	0.0% (0)	51
• We risk not being consulted or fully represented on important issues	10.0% (5)	14.0% (7)	14.0% (7)	28.0% (14)	32.0% (16)	2.0% (1)	50
• We would lose our relationship with Horowhenua	35.3% (18)	23.5% (12)	11.8% (6)	21.6% (11)	5.9% (3)	2.0% (1)	51
• We may end up with differential commercial rates that we don't have now	13.7% (7)	7.8% (4)	19.6% (10)	31.4% (16)	17.6% (9)	9.8% (5)	51
• We can save money from shared services without having to amalgamate	13.7% (7)	13.7% (7)	39.2% (20)	13.7% (7)	11.8% (6)	7.8% (4)	51

Other (please specify) 5

answered question 51

skipped question 5

5. If there were to be some form of change how important do you think it would be to retain specific local control (in other words have control here in Kapiti as it is now) over the following services?




	Unimportant to be local	Somewhat unimportant to be local	Neutral	Somewhat important to be local	Very important to be local	Unsure / Undecided	Response Count
Local roads	12.0% (6)	24.0% (12)	16.0% (8)	20.0% (10)	26.0% (13)	2.0% (1)	50
Footpaths	8.0% (4)	20.0% (10)	10.0% (5)	22.0% (11)	38.0% (19)	2.0% (1)	50
Local economic development	14.0% (7)	6.0% (3)	16.0% (8)	30.0% (15)	30.0% (15)	4.0% (2)	50
Drinking water	18.0% (9)	30.0% (15)	10.0% (5)	12.0% (6)	28.0% (14)	2.0% (1)	50
Storm water	16.0% (8)	24.0% (12)	10.0% (5)	30.0% (15)	18.0% (9)	2.0% (1)	50
Waste water/sewage	16.0% (8)	28.0% (14)	10.0% (5)	28.0% (14)	16.0% (8)	2.0% (1)	50
Building permits	18.0% (9)	24.0% (12)	8.0% (4)	32.0% (16)	16.0% (8)	2.0% (1)	50
Rubbish disposal/recycling	20.0% (10)	32.0% (16)	14.0% (7)	20.0% (10)	12.0% (6)	2.0% (1)	50
Dog licensing	22.0% (11)	32.0% (16)	12.0% (6)	24.0% (12)	8.0% (4)	2.0% (1)	50
Abandoned vehicles	24.0% (12)	24.0% (12)	8.0% (4)	26.0% (13)	14.0% (7)	4.0% (2)	50

Noise control	14.3% (7)	12.2% (6)	10.2% (5)	26.5% (13)	34.7% (17)	2.0% (1)	49
Local urban design	8.0% (4)	20.0% (10)	10.0% (5)	30.0% (15)	32.0% (16)	0.0% (0)	50
Green/environmental services and initiatives	16.0% (8)	24.0% (12)	26.0% (13)	18.0% (9)	16.0% (8)	0.0% (0)	50
Parks and reserves/walkways/cycle ways	8.3% (4)	20.8% (10)	12.5% (6)	41.7% (20)	16.7% (8)	0.0% (0)	48
Community grants	10.2% (5)	10.2% (5)	14.3% (7)	30.6% (15)	34.7% (17)	0.0% (0)	49
Public toilets	16.0% (8)	18.0% (9)	14.0% (7)	28.0% (14)	24.0% (12)	0.0% (0)	50
Cemeteries	20.0% (10)	22.0% (11)	18.0% (9)	26.0% (13)	14.0% (7)	0.0% (0)	50
Social housing	28.6% (14)	28.6% (14)	18.4% (9)	8.2% (4)	14.3% (7)	2.0% (1)	49
Community Initiatives, such as Youth Council, Older Persons Council	12.0% (6)	10.0% (5)	18.0% (9)	26.0% (13)	32.0% (16)	2.0% (1)	50
Community Board type local issues	8.0% (4)	2.0% (1)	14.0% (7)	28.0% (14)	46.0% (23)	2.0% (1)	50
						Other (please specify)	3
						answered question	50
						skipped question	6

6. Over time, and relative to the rate of inflation, do you think rates should be...

		Response Percent	Response Count
The same or reducing		16.7%	8
Increasing at less than the inflation rate		22.9%	11
Increasing at about the inflation rate		39.6%	19
Increasing slightly above the inflation rate, if needed		18.8%	9
Increasing well above the inflation rate, if needed		0.0%	0
Unsure / Undecided		2.1%	1
	Other (please specify)		4
answered question			48
skipped question			8

7. Noting that in the recent past, rates have tended across the country to increase above the rate of inflation, would you be in favour of cutting/reducing existing services?



		Response Percent	Response Count
Yes		44.0%	22
No		24.0%	12
Maybe / Other		32.0%	16
		answered question	50
		skipped question	6

8. If you answered 'Yes' or 'Maybe/Other' to Q7, please indicate what you think should happen to each of the following services.



	Remove as Council function	Keep as Council function and reduce level of service	Keep as Council function and make more efficient	Leave as is	Response Count
Local roads	17.9% (7)	5.1% (2)	69.2% (27)	7.7% (3)	39
Footpaths	5.4% (2)	8.1% (3)	75.7% (28)	10.8% (4)	37
Local economic development	44.7% (17)	5.3% (2)	50.0% (19)	0.0% (0)	38
Drinking water	36.8% (14)	0.0% (0)	55.3% (21)	7.9% (3)	38
Storm water	25.6% (10)	7.7% (3)	53.8% (21)	12.8% (5)	39
Waste water/sewage	34.2% (13)	7.9% (3)	44.7% (17)	13.2% (5)	38
Building permits	34.2% (13)	2.6% (1)	52.6% (20)	10.5% (4)	38
Rubbish disposal/recycling	52.5% (21)	7.5% (3)	22.5% (9)	17.5% (7)	40
Dog licensing	55.0% (22)	5.0% (2)	27.5% (11)	12.5% (5)	40
Abandoned vehicles	50.0% (20)	12.5% (5)	27.5% (11)	10.0% (4)	40
Noise control	33.3% (13)	12.8% (5)	38.5% (15)	15.4% (6)	39
Local urban design	27.0% (10)	10.8% (4)	56.8% (21)	5.4% (2)	37
Green/environmental services and initiatives	55.0% (22)	20.0% (8)	22.5% (9)	2.5% (1)	40
Parks and reserves/walkways/cycle ways	25.6% (10)	7.7% (3)	59.0% (23)	7.7% (3)	39
Community grants	30.0% (12)	12.5% (5)	35.0% (14)	22.5% (9)	40

Public toilets	25.0% (10)	12.5% (5)	42.5% (17)	20.0% (8)	40
Cemeteries	35.9% (14)	15.4% (6)	30.8% (12)	17.9% (7)	39
Social housing	70.0% (28)	10.0% (4)	10.0% (4)	10.0% (4)	40
Community Initiatives, such as Youth Council, Older Persons Council	32.5% (13)	12.5% (5)	42.5% (17)	12.5% (5)	40
Community Board type local issues	15.4% (6)	15.4% (6)	53.8% (21)	15.4% (6)	39
				Other (please specify)	2
answered question					40
skipped question					16



9. Regardless of the structure of local government, how important do you think it is for councils to have ongoing programs to improve efficiency in delivering services, to save costs or improve services for the same ratepayer investment?

		Response Percent	Response Count
Very important		81.6%	40
Somewhat important		18.4%	9
Neither important nor unimportant		0.0%	0
Somewhat unimportant		0.0%	0
Not important at all		0.0%	0
Unsure/other		0.0%	0
		answered question	49
		skipped question	7




10. Do you live in Kapiti?

		Response Percent	Response Count
Yes		98.0%	48
No		2.0%	1
answered question			49
skipped question			7






11. Are you a member of the Kapiti Chamber of Commerce?

		Response Percent	Response Count
Yes		94.0%	47
No		6.0%	3
answered question			50
skipped question			6





12. Do you own or manage a business, and if so, where is it located?

		Response Percent	Response Count
No		18.0%	9
Yes - located in Kapiti		78.0%	39
Yes - located outside Kapiti		4.0%	2
		answered question	50
		skipped question	6

13. Which age group do you fall into?

		Response Percent	Response Count
19 or under		0.0%	0
20 to 29 years		0.0%	0
30 to 39 years		6.1%	3
40 to 49 years		20.4%	10
50 to 59 years		38.8%	19
60 to 69 years		28.6%	14
70 or above		6.1%	3
		answered question	49
		skipped question	7

14. How would you rate your understanding of the issues around potential regional governance changes?

		Response Percent	Response Count
Nil, or very low understanding		0.0%	0
Low understanding		4.0%	2
Reasonable understanding		52.0%	26
High understanding		34.0%	17
Very high understanding		10.0%	5
		Comment?	2
		answered question	50
		skipped question	6

15. Do you have an 'amalgamation' preference at this time, and if so, what is it?

		Response Percent	Response Count
No preference / undecided at this time		18.8%	9
No structural change for Kapiti		6.3%	3
Shared services only		31.3%	15
Unitary Authority with Wellington, Porirua & Kapiti		27.1%	13
Unitary Authority with all 9 Districts		16.7%	8
		Other (please specify)	4
		answered question	48
		skipped question	8

16. Summing up, if you wanted to give one piece of advice to government or to those making decisions about possible changes to greater Wellington Councils including Kapiti, what would it be?

	Response Count
	36
answered question	36
skipped question	20

Page 3, Q3. The following are a list of the potential benefits of local body change in the Wellington region. Please indicate how important you think it is, for each of these to be improved for our community?

1	Water management is a key asa well. Note if water and roading infrastructure are taken away i.e. have a regional focus, half of council work disappears	May 13, 2012 6:30 PM
2	no water meters!!!!	May 10, 2012 9:07 PM
3	Doubt that Kapiti will see benefits in amalgamation	May 10, 2012 6:34 PM
4	economies of scale are important so long as the governing body does not rob peter to pay paul, it needs to be equitable across regions based on need and number of people	May 10, 2012 4:47 PM

Page 4, Q4. The following are a list of the potential risks of local body change in the Wellington region. Please indicate how significant you think each risk is to our community if there is change.

1	I would like to see Horowhenua join in with the Wellington region, which I believe is a strong possibility. There is only a weak link there now, but this could grow stronger.	May 13, 2012 8:51 PM
2	Kapiti need to upgrade it's council staff to some with brains anyway so to gain some intelligent staff could be positive to the area.	May 12, 2012 2:28 AM
3	we should consider amalgamating with greater Manawatu. Palm North is business friendly. We would still get the wgtn commuter money and connection.	May 11, 2012 8:41 PM
4	If we amalgamate the regional council will have to employ people to do what our council do. You cant jast add extra work to existing staff and expect to get possitive results. Look at the State Srvices who have combined with treasury. The staff are so stressed they are walking out and the only winners are the contracted staff on higher wages.	May 10, 2012 5:16 PM
5	the key to any change is for it to be better and make the challenges more easy to overcome with better planning and resources whilst also keeping our community involved and growing	May 10, 2012 4:48 PM

Page 5, Q5. If there were to be some form of change how important do you think it would be to retain specific local control (in other words have control here in Kapiti as it is now) over the following services?

- | | | |
|---|-----------------------------------------------------------------------------------------------------------------------------------------------------------------------------------------------------------------------|----------------------|
| 1 | It may not all happen at once, but to ensure a smooth transition over a period of time would ensure less upheaval for people to adjust to | May 13, 2012 8:57 PM |
| 2 | Current roading/footpath contractors are not local. Check out what level their work is already!! | May 12, 2012 2:35 AM |
| 3 | regardless of how things are managed we should not see a drop in services but rather a more enhanced and cost effective solution providing same or better service in our local community, not change for changes sake | May 10, 2012 4:50 PM |

Page 6, Q6. Over time, and relative to the rate of inflation, do you think rates should be...

- | | | |
|---|--------------------------------------------------|----------------------|
| 1 | CPI - X where X is productivity improvement | May 14, 2012 3:25 PM |
| 2 | a silly question - who wants to pay more? | May 14, 2012 3:41 AM |
| 3 | slightly above, with a reserve put on that money | May 13, 2012 8:59 PM |
| 4 | managed carefully and treated seriously | May 11, 2012 9:34 PM |

Page 6, Q8. If you answered 'Yes' or 'Maybe/Other' to Q7, please indicate what you think should happen to each of the following services.

- | | | |
|---|-------------------------------------------------------------------------------|----------------------|
| 1 | everything i've said "remove" i think should be removed to a Regional council | May 11, 2012 9:34 PM |
| 2 | Centralise under an amalgamated structure - remove KCDC from the picture | May 10, 2012 9:11 PM |

Page 7, Q14. How would you rate your understanding of the issues around potential regional governance changes?

1	becoming more learned and interested as we move forward.	May 13, 2012 9:00 PM
2	Amalgamate - get rid of KCDC as urgently as possible before they do even more damage to our local community by not listening to locals and business.	May 10, 2012 9:12 PM

Page 8, Q15. Do you have an 'amalgamation' preference at this time, and if so, what is it?

1	I'm 50/50 as to whether all 9 or Wgtn/Porirua/Kapiti	May 13, 2012 2:24 PM
2	Manawatu region	May 11, 2012 8:46 PM
3	Drop Otaki, combine with Wgtn, 2 Hutts and Porirua	May 10, 2012 4:36 PM
4	Porirua and Kapiti	May 10, 2012 4:32 PM

Page 8, Q16. Summing up, if you wanted to give one piece of advice to government or to those making decisions about possible changes to greater Wellington Councils including Kapiti, what would it be?

1	I haven't been as thoughtful as I'd like about what should be done at what level, but while centralisation is seductive in the interests of economies of scale, diversity, competition and local accountability (and with all that a bit of waste) are equally important when dealing with regulatory functions.	May 14, 2012 3:32 PM
2	It is now time to move forward to become an attractive place to develop business through efficiencies of a regional governance. Central Govt should not overload the new governance by trying to shed off what should be Central Govt tasks	May 13, 2012 9:04 PM
3	We need to have good management of the district that are held accountable for their performance. It would make sense to have one well managed service instead of the current mis-managed situation with so many budget blow outs and poor decisions that are not supported by the community.	May 13, 2012 8:43 PM
4	Manage like they were a commercial enterprise and engage persons of such ilk with measurable performance standards	May 13, 2012 8:09 PM
5	Consider all practical options	May 13, 2012 8:02 PM
6	People before profit	May 13, 2012 7:55 PM
7	Do not assume that bigger is better, cheaper or will provide more services	May 13, 2012 6:50 PM
8	Get on with it	May 13, 2012 6:35 PM
9	Be strategic; make long term decisions; act responsibly, decisively and with positivity.	May 13, 2012 3:16 PM
10	create a unitary authority asap in order to reduce the petty parochialism associated with having too many Authorities. An holistic approach for the region will deliver greater benefits overall I believe	May 13, 2012 2:24 PM
11	Shared services ie water etc but contract out all other services so Council becomes small (20-30 person) contracting company.	May 13, 2012 1:43 PM
12	If we are going to drive economic development in our region, we have to get the infrastructure aspects fixed first - the rest is just "fluff". If we are able to move ourselves and our products and services more freely, and have access to good quality water, sewage and energy, we can build more effective, profitable businesses, and attract good quality businesses and workers to the region.	May 13, 2012 2:02 AM
13	Have a good look at the whole garphic area, residents residing in each region and their incomes in each region to rate charges.	May 12, 2012 2:40 AM
14	focus on clear simple goals and don't get caught up in conflicting agendas	May 11, 2012 9:35 PM

Page 8, Q16. Summing up, if you wanted to give one piece of advice to government or to those making decisions about possible changes to greater Wellington Councils including Kapiti, what would it be?

15	don't do it for political posturing and the need to be seen to be doing some thing.	May 11, 2012 8:46 PM
16	Create measurable and accountable entities	May 11, 2012 4:10 PM
17	More involment in overseeing local government efficiencies.	May 10, 2012 9:21 PM
18	Act now!! Get rid of KCDC and stop them from spending money on trying to feather their own nests and protect their future jobs before the merge. Force them to engage in the discussion rather than rejecting it because they will lose their gravy train. Force them to listen to locals about water meters and stop that project before they implement it to load in future costs of monitoring and maintenance. We don't need KCDC saying average rate increases of double inflation are acceptable and the best they can do!!! get rid of them now and save a heap of costs before they commit even more future expenditure and debt.	May 10, 2012 9:17 PM
19	Be careful what you wish for.	May 10, 2012 9:13 PM
20	more efficeiciency,less bureaucracy	May 10, 2012 8:50 PM
21	quite big assumption in this survey so that the "correct" answer was not available. You may get some confusing responses	May 10, 2012 7:30 PM
22	Get on with shared services ASAP	May 10, 2012 6:58 PM
23	Consult heavily with your constituents.	May 10, 2012 6:40 PM
24	Manage the Managers and reduce costs of compliance.	May 10, 2012 5:57 PM
25	Stop using consultants and use your own brain for a change.	May 10, 2012 5:21 PM
26	If greater Wellington comes about, it must still maintain the original identity of regions north of the city	May 10, 2012 5:10 PM
27	Keep the cost increases in mind - most people do not get an incerase in salary each year, but the rates still keep going up!	May 10, 2012 5:06 PM
28	Abandon self interest position currently adopted and look at the alternative	May 10, 2012 5:03 PM
29	Public opinion will always vary according to personal needs so consultation with business related entities will produce more relevant feedback on this issue.	May 10, 2012 4:56 PM

Page 8, Q16. Summing up, if you wanted to give one piece of advice to government or to those making decisions about possible changes to greater Wellington Councils including Kapiti, what would it be?

30	To ensure that if there is change it is for the betterment of services with cost efficiencies but not drop in service. Communities need to be involved in decision that effect them and money should be allocated fairly to the areas of greatest need. Infrastructure should be managed at a global level e.g. get the utility companies working together to dig up the road to manage all services at once and minimise disruptions as one example. Roading needs to be looked at on a national level as it now in terms of significance etc	May 10, 2012 4:55 PM
31	Think about the disasters that have happened with changes to previously very effective Local & Central Govt systems. Improve don't radically change.	May 10, 2012 4:53 PM
32	Streamline shared services where possible, especially rubbish collection and disposal, animal registration and building permits which can have a general unified approach to save on burgeoning admin costs.	May 10, 2012 4:39 PM
33	Guarantee there will be a significant decrease in costs to offset the loss of independence while maintaining the same levels of service.	May 10, 2012 4:36 PM
34	Local government seem to forget that they are elected to to represent the community. Not to believe they are superior and know it all.Listen.	May 10, 2012 4:32 PM
35	If amalgamation goes ahead, it must deliver two things - 1) People still feel connected to community and democracy and 2) Better practical results at service delivery level. People are losing confidence in politicians and it is imperative that this does not become another political issue that does not deliver for people.	May 7, 2012 8:57 PM
36	Listen to what each region has to say and don't discount it	May 7, 2012 8:28 PM